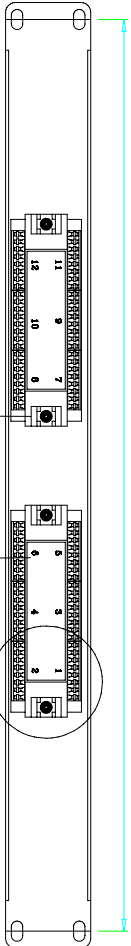
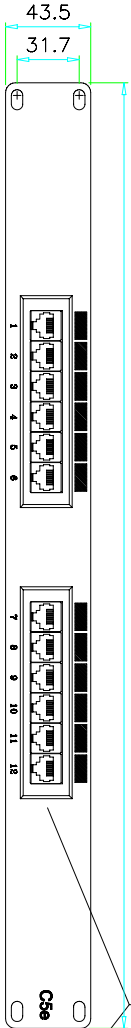
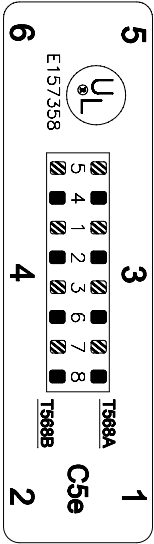
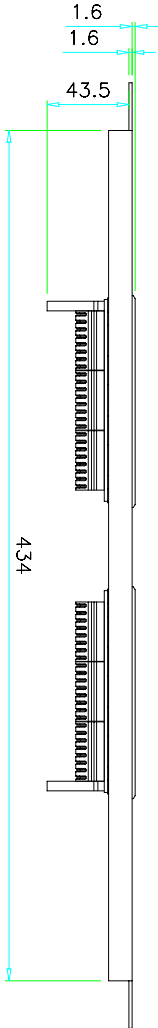


19 inches(482.6 m/m)

JACK BRACKET

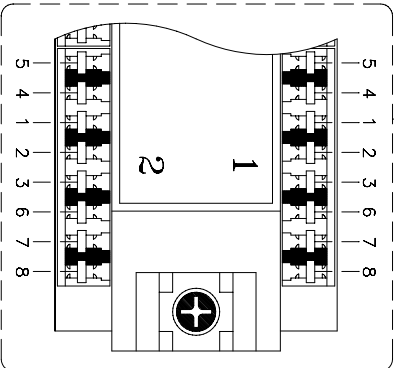


CABLE BUCKLE FOR CABLE TIE PORT INDICATION



TS68A WIRING

| | | | |
|-------|--------------|-------|--------------|
| PIN 5 | WHITE/BLUE | PIN 5 | WHITE/BLUE |
| PIN 4 | BLUE | PIN 4 | BLUE |
| PIN 1 | WHITE/GREEN | PIN 1 | WHITE/ORANGE |
| PIN 2 | GREEN | PIN 2 | ORANGE |
| PIN 3 | WHITE/ORANGE | PIN 3 | WHITE/GREEN |
| PIN 6 | ORANGE | PIN 6 | GREEN |
| PIN 7 | WHITE/BROWN | PIN 7 | WHITE/BROWN |
| PIN 8 | BROWN | PIN 8 | BROWN |



Cat.5e Patch Panel, Top Entry type.

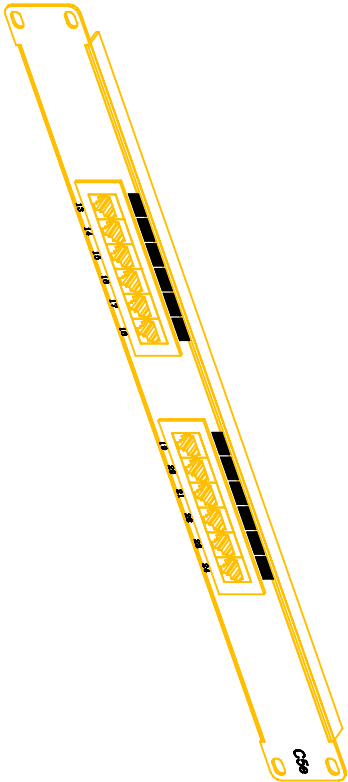
SPECIFICATION

1. Panel material: 1.6 m/m thickness Metal, Black color painting.
2. RJ45 Jack: 8P8C Top Entry type, PBT UL 94V-0 rated, Black color.
3. Connector: New Version 110D connectors, PC UL 94V-2, White color. Can be used for both type of KRONE & 110 Impact tool.
4. P.C.board: FR4 P.C.B. 1.6 m/m thickness, double side.
5. Jack Bracket Set: UL94V-0 ABS, Black color.
Used for Color Coding Identification, Color optional.
6. Screws: Round head, $\varnothing 3 \times 20$ m/m, Silver color.

REMARK: P12T-K11-CEC/XX
①

Note: TOL ± 0.3 m/m


① Color Coding: BK=BLACK, RD=RED, BL=BLUE,
GR=GREEN, YL=YELLOW, etc.



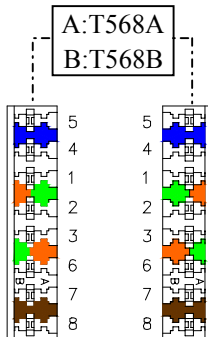


| | | | | | |
|----------------------------|-----------------|-------|-------------|----------|-----------------|
| | DSGN | PETER | 14-APR-2000 | ITEM NO: | P12T-K11-CEC/XX |
| | CHK | | | | |
| UNIT | M/M | | | | |
| SCALE | 1/4 | | | | |
| DWG NO: | P12T-K11-CEC/XX | | | | |
| P12T-K11-CEC/XX | | | | | |
| Cat.5e Patch Panel, 12port | | | | | |
| JYH ENG IND CO., LTD | | | | | |

Cat.5 Unshielded Patch Panel (Color Coding) Top Entry Type Installing Instruction

1.



2.



T568A WIRING

PIN 5 WHITE/BLUE
PIN 4 BLUE
PIN 1 WHITE/GREEN
PIN 2 GREEN
PIN 3 WHITE/ORANGE
PIN 6 ORANGE
PIN 7 WHITE/BROWN
PIN 8 BROWN

T568B WIRING

PIN 5 WHITE/BLUE
PIN 4 BLUE
PIN 1 WHITE/ORANGE
PIN 2 ORANGE
PIN 3 WHITE/GREEN
PIN 6 GREEN
PIN 7 WHITE/BROWN
PIN 8 BROWN

New version 110D terminal block uses either krone or 110 type impact tool

3.



NEW VERSION 110D CONNECTOR

New version of 110D terminal block cover both wiring of T568 A & B to save stock and install convenience

CABLE HOLDER

Six port per module, each module must be with one cable holder.

DIREKTRONIK

e-mail: info@direktronik.se
tel: 08-52 400 700 fax: 08-520 18121